



Cambridge International AS & A Level

CANDIDATE
NAME

CENTRE
NUMBER

--	--	--	--	--

CANDIDATE
NUMBER

--	--	--	--



PHYSICS

9702/22

Paper 2 AS Level Structured Questions

May/June 2020

1 hour 15 minutes

You must answer on the question paper.

No additional materials are needed.

INSTRUCTIONS

- Answer **all** questions.
- Use a black or dark blue pen. You may use an HB pencil for any diagrams or graphs.
- Write your name, centre number and candidate number in the boxes at the top of the page.
- Write your answer to each question in the space provided.
- Do **not** use an erasable pen or correction fluid.
- Do **not** write on any bar codes.
- You may use a calculator.
- You should show all your working and use appropriate units.

INFORMATION

- The total mark for this paper is 60.
- The number of marks for each question or part question is shown in brackets [].

This document has **16** pages. Blank pages are indicated.

2

Data

speed of light in free space	$c = 3.00 \times 10^8 \text{ m s}^{-1}$
permeability of free space	$\mu_0 = 4\pi \times 10^{-7} \text{ H m}^{-1}$
permittivity of free space	$\epsilon_0 = 8.85 \times 10^{-12} \text{ F m}^{-1}$
	$(\frac{1}{4\pi\epsilon_0} = 8.99 \times 10^9 \text{ m F}^{-1})$
elementary charge	$e = 1.60 \times 10^{-19} \text{ C}$
the Planck constant	$h = 6.63 \times 10^{-34} \text{ J s}$
unified atomic mass unit	$1 \text{ u} = 1.66 \times 10^{-27} \text{ kg}$
rest mass of electron	$m_e = 9.11 \times 10^{-31} \text{ kg}$
rest mass of proton	$m_p = 1.67 \times 10^{-27} \text{ kg}$
molar gas constant	$R = 8.31 \text{ J K}^{-1} \text{ mol}^{-1}$
the Avogadro constant	$N_A = 6.02 \times 10^{23} \text{ mol}^{-1}$
the Boltzmann constant	$k = 1.38 \times 10^{-23} \text{ J K}^{-1}$
gravitational constant	$G = 6.67 \times 10^{-11} \text{ N m}^2 \text{ kg}^{-2}$
acceleration of free fall	$g = 9.81 \text{ m s}^{-2}$

Formulae

uniformly accelerated motion	$s = ut + \frac{1}{2}at^2$ $v^2 = u^2 + 2as$
work done on/by a gas	$W = p\Delta V$
gravitational potential	$\phi = -\frac{Gm}{r}$
hydrostatic pressure	$p = \rho gh$
pressure of an ideal gas	$p = \frac{1}{3} \frac{Nm}{V} \langle c^2 \rangle$
simple harmonic motion	$a = -\omega^2 x$
velocity of particle in s.h.m.	$v = v_0 \cos \omega t$ $v = \pm \omega \sqrt{(x_0^2 - x^2)}$
Doppler effect	$f_o = \frac{f_s v}{v \pm v_s}$
electric potential	$V = \frac{Q}{4\pi\epsilon_0 r}$
capacitors in series	$1/C = 1/C_1 + 1/C_2 + \dots$
capacitors in parallel	$C = C_1 + C_2 + \dots$
energy of charged capacitor	$W = \frac{1}{2} QV$
electric current	$I = Anvq$
resistors in series	$R = R_1 + R_2 + \dots$
resistors in parallel	$1/R = 1/R_1 + 1/R_2 + \dots$
Hall voltage	$V_H = \frac{BI}{ntq}$
alternating current/voltage	$x = x_0 \sin \omega t$
radioactive decay	$x = x_0 \exp(-\lambda t)$
decay constant	$\lambda = \frac{0.693}{t_{\frac{1}{2}}}$

BLANK PAGE

Answer **all** the questions in the spaces provided.

- 1 (a) Define *velocity*.

.....
 [1]

- (b) The drag force F_D acting on a car moving with speed v along a straight horizontal road is given by

$$F_D = v^2 Ak$$

where k is a constant and A is the cross-sectional area of the car.

Determine the SI base units of k .

SI base units [2]

- (c) The value of k , in SI base units, for the car in (b) is 0.24. The cross-sectional area A of the car is 5.1 m^2 .

The car is travelling with a constant speed along a straight road and the output power of the engine is $4.8 \times 10^4 \text{ W}$. Assume that the output power of the engine is equal to the rate at which the drag force F_D is doing work against the car.

Determine the speed of the car.

speed = ms^{-1} [3]

[Total: 6]

- 2 (a) Fig. 2.1 shows the velocity–time graph for an object moving in a straight line.

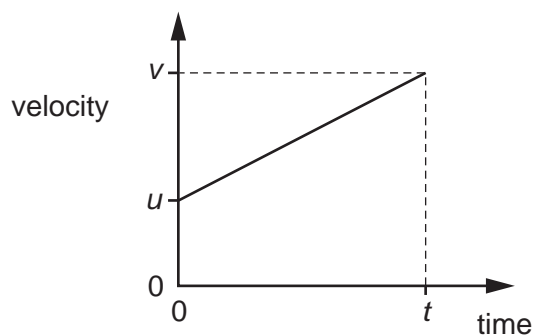


Fig. 2.1

- (i) Determine an expression, in terms of u , v and t , for the area under the graph.

area = [1]

- (ii) State the name of the quantity represented by the area under the graph.

..... [1]

- (b) A ball is kicked with a velocity of 15 m s^{-1} at an angle of 60° to horizontal ground. The ball then strikes a vertical wall at the instant when the path of the ball becomes horizontal, as shown in Fig. 2.2.

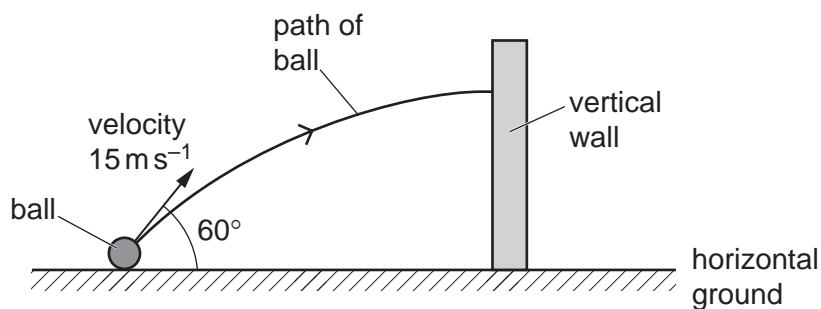


Fig. 2.2 (not to scale)

Assume that air resistance is negligible.

- (i) By considering the vertical motion of the ball, calculate the time it takes to reach the wall.

time = s [3]

- (ii) Explain why the horizontal component of the velocity of the ball remains constant as it moves to the wall.

.....
 [1]

- (iii) Show that the ball strikes the wall with a horizontal velocity of 7.5 m s^{-1} .

[1]

- (c) The mass of the ball in (b) is 0.40 kg . It is in contact with the wall for a time of 0.12 s and rebounds horizontally with a speed of 4.3 m s^{-1} .

- (i) Use the information from (b)(iii) to calculate the change in momentum of the ball due to the collision.

change in momentum = kg m s^{-1} [2]

- (ii) Calculate the magnitude of the average force exerted on the ball by the wall.

average force = N [1]

[Total: 10]

- 3 (a) Explain what is meant by *work done*.

.....
 [1]

- (b) A ball of mass 0.42 kg is dropped from the top of a building. The ball falls from rest through a vertical distance of 78 m to the ground. Air resistance is significant so that the ball reaches constant (terminal) velocity before hitting the ground. The ball hits the ground with a speed of 23 m s^{-1} .

- (i) Calculate, for the ball falling from the top of the building to the ground:

1. the decrease in gravitational potential energy

decrease in gravitational potential energy = J [2]

2. the increase in kinetic energy.

increase in kinetic energy = J [2]

- (ii) Use your answers in (b)(i) to determine the average resistive force acting on the ball as it falls from the top of the building to the ground.

average resistive force = N [2]

9

- (c) The ball in (b) is dropped at time $t = 0$ and hits the ground at time $t = T$. The acceleration of free fall is g .

On Fig. 3.1, sketch a line to show the variation of the acceleration a of the ball with time t from time $t = 0$ to $t = T$.

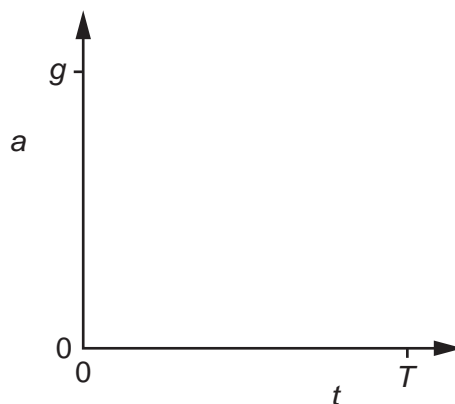


Fig. 3.1

[2]

[Total: 9]

- 4 (a) State the difference between progressive waves and stationary waves in terms of the transfer of energy along the wave.

.....
 [1]

- (b) A progressive wave travels from left to right along a stretched string. Fig. 4.1 shows part of the string at one instant.

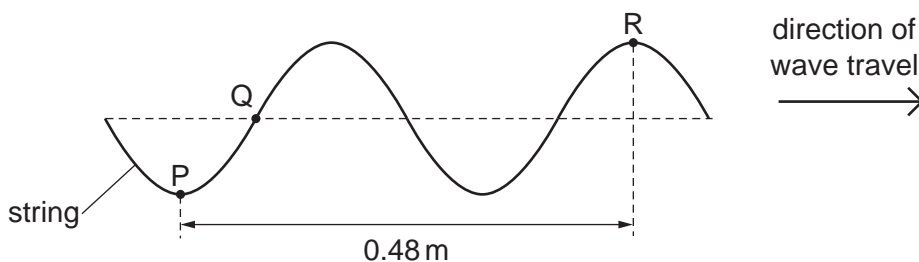


Fig. 4.1

P, Q and R are three different points on the string. The distance between P and R is 0.48 m. The wave has a period of 0.020 s.

- (i) Use Fig. 4.1 to determine the wavelength of the wave.

wavelength = m [1]

- (ii) Calculate the speed of the wave.

speed = ms^{-1} [2]

- (iii) Determine the phase difference between points Q and R.

phase difference = $^{\circ}$ [1]

- (iv) Fig. 4.1 shows the position of the string at time $t = 0$. Describe how the displacement of point Q on the string varies with time from $t = 0$ to $t = 0.010$ s.

.....

.....

.....

..... [2]

- (c) A stationary wave is formed on a different string that is stretched between two fixed points X and Y. Fig. 4.2 shows the position of the string when each point is at its maximum displacement.

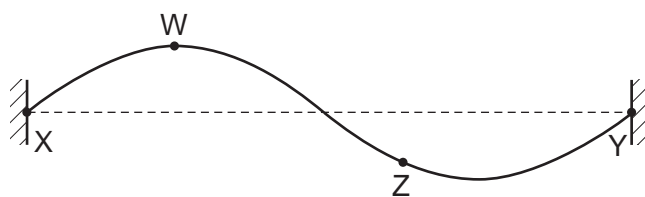


Fig. 4.2

- (i) Explain what is meant by a *node* of a stationary wave.
- [1]

- (ii) State the number of antinodes of the wave shown in Fig. 4.2.
- number = [1]

- (iii) State the phase difference between points W and Z on the string.
- phase difference =° [1]

- (iv) A new stationary wave is now formed on the string. The new wave has a frequency that is half of the frequency of the wave shown in Fig. 4.2. The speed of the wave is unchanged.

On Fig. 4.3, draw a position of the string, for this new wave, when each point is at its maximum displacement.




Fig. 4.3

[1]

[Total: 11]

[Turn over

- 5 One end of a wire is attached to a fixed point. A force F is applied to the wire to cause extension x . The variation with F of x is shown in Fig. 5.1.

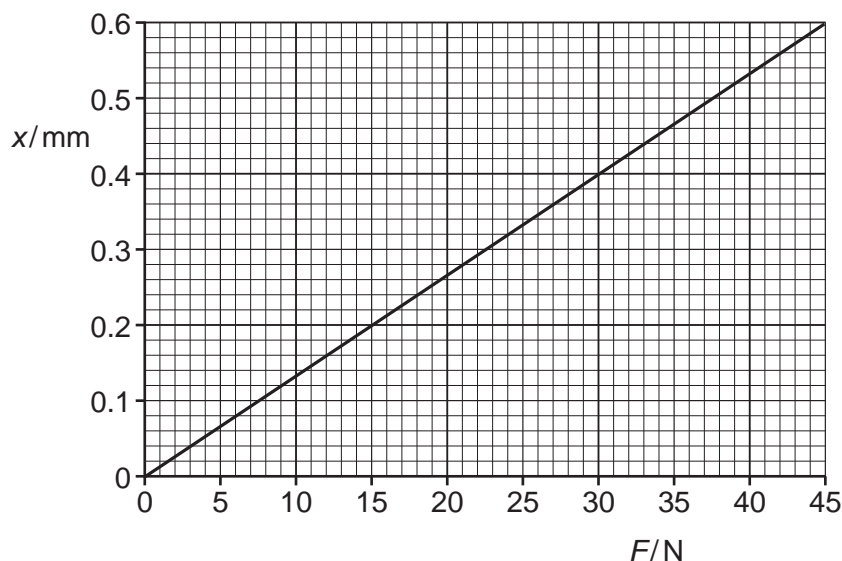


Fig. 5.1

The wire has a cross-sectional area of $4.1 \times 10^{-7} \text{ m}^2$ and is made of metal of Young modulus $1.7 \times 10^{11} \text{ Pa}$. Assume that the cross-sectional area of the wire remains constant as the wire extends.

- (a) State the name of the law that describes the relationship between F and x shown in Fig. 5.1.

..... [1]

- (b) The wire has an extension of 0.48 mm.

Determine:

- (i) the stress

stress = Pa [2]

- (ii) the strain.

strain = [2]

13

- (c) The resistivity of the metal of the wire is $3.7 \times 10^{-7} \Omega \text{ m}$.

Determine the change in resistance of the wire when the extension x of the wire changes from $x = 0.48 \text{ mm}$ to $x = 0.60 \text{ mm}$.

change in resistance = Ω [3]

- (d) A force of greater than 45 N is now applied to the wire.

Describe how it may be checked that the elastic limit of the wire has not been exceeded.

.....
..... [1]

[Total: 9]

- 6 (a) A battery of electromotive force (e.m.f.) 7.8V and internal resistance r is connected to a filament lamp, as shown in Fig. 6.1.

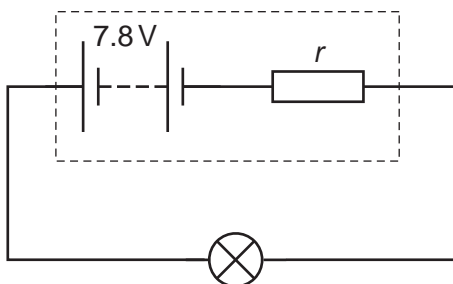


Fig. 6.1

A total charge of 750C moves through the battery in a time interval of 1500s . During this time the filament lamp dissipates 5.7kJ of energy. The e.m.f. of the battery remains constant.

- (i) Explain, in terms of energy and without a calculation, why the potential difference across the lamp must be less than the e.m.f. of the battery.

.....
 [1]

- (ii) Calculate:

1. the current in the circuit

current = A [2]

2. the potential difference across the lamp

potential difference = V [2]

3. the internal resistance of the battery.

internal resistance = Ω [2]

(b) A student is provided with three resistors of resistances $90\ \Omega$, $45\ \Omega$ and $20\ \Omega$.

- (i) Sketch a circuit diagram showing how **two** of these three resistors may be connected together to give a combined resistance of $30\ \Omega$ between the terminals shown. Label the values of the resistances on your diagram.



[1]

- (ii) A potential divider circuit is produced by connecting the three resistors to a battery of e.m.f. 9.0V and negligible internal resistance. The potential divider circuit provides an output potential difference V_{OUT} of 3.6V . The circuit diagram is shown in Fig. 6.2.

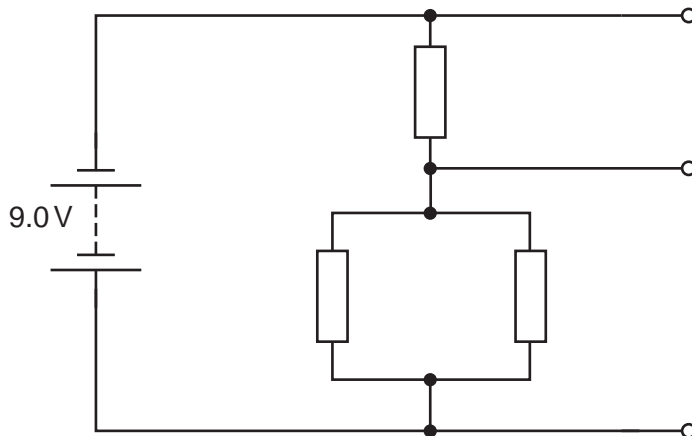


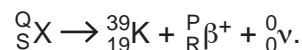
Fig. 6.2

On Fig. 6.2, label the resistances of all three resistors and the potential difference V_{OUT} .

[2]

[Total: 10]

- 7 (a) A nucleus of an element X decays by emitting a β^+ particle to produce a nucleus of potassium-39 (${}_{19}^{39}\text{K}$) and a neutrino. The decay is represented by



- (i) State the number represented by each of the following letters.

P

Q

R

S

[2]

- (ii) State the name of the interaction (force) that gives rise to β^+ decay.

..... [1]

- (b) A hadron is composed of three identical quarks and has a charge of $+2e$, where e is the elementary charge.

Determine a possible type (flavour) of the quarks.

Explain your working.

.....

..... [2]

[Total: 5]

Permission to reproduce items where third-party owned material protected by copyright is included has been sought and cleared where possible. Every reasonable effort has been made by the publisher (UCLES) to trace copyright holders, but if any items requiring clearance have unwittingly been included, the publisher will be pleased to make amends at the earliest possible opportunity.

To avoid the issue of disclosure of answer-related information to candidates, all copyright acknowledgements are reproduced online in the Cambridge Assessment International Education Copyright Acknowledgements Booklet. This is produced for each series of examinations and is freely available to download at www.cambridgeinternational.org after the live examination series.

Cambridge Assessment International Education is part of the Cambridge Assessment Group. Cambridge Assessment is the brand name of the University of Cambridge Local Examinations Syndicate (UCLES), which itself is a department of the University of Cambridge.